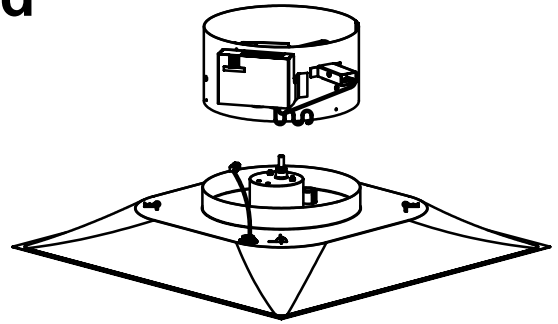
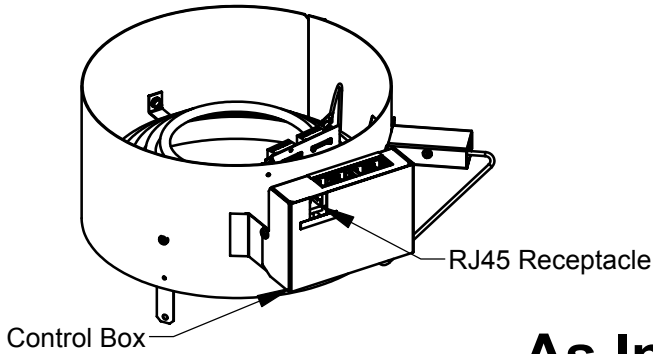
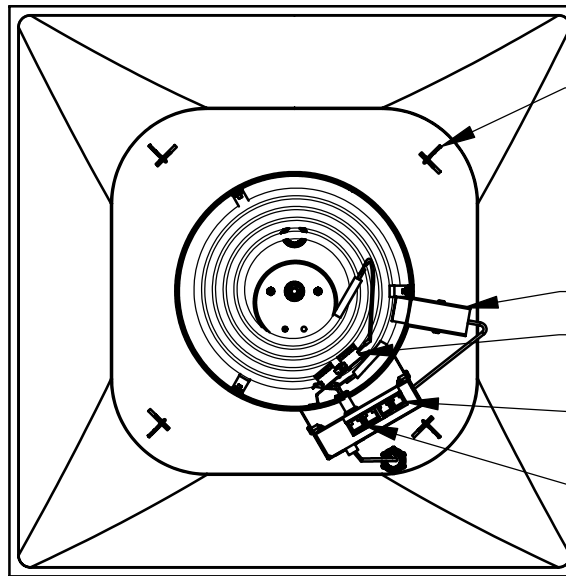


# As Shipped



# As Installed



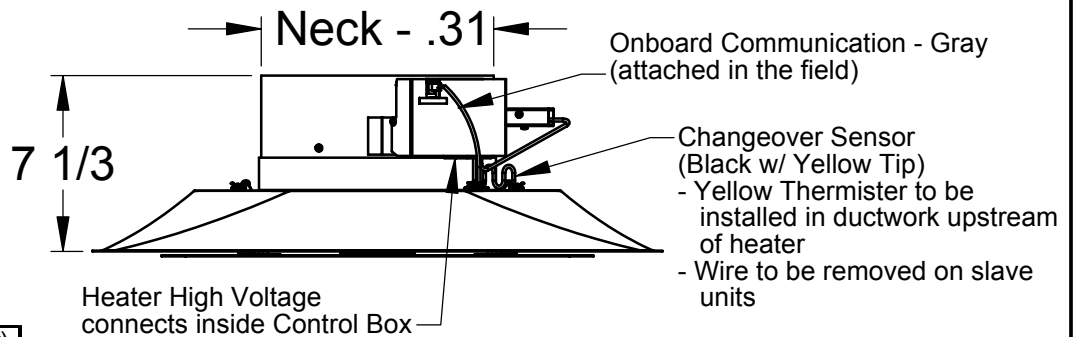
Cotter pin - field installed (Qty. 4)

Air proving switch

Thermal Cutouts (1 manual reset / 1 auto reset)

RJ12 Receptacles (Qty. 2)

RJ45 Receptacles (Qty. 2)



## KW Availability

| Neck Size | KW   | Voltage (1 Φ) |     |     |
|-----------|------|---------------|-----|-----|
|           |      | 120           | 208 | 277 |
| 6         | 0.75 | X             | X   | X   |
| 8         | 1.00 | X             | X   | X   |
| 10        | 1.25 | X             |     |     |
| 10        | 1.50 |               | X   | X   |
| 12        | 1.25 | X             |     |     |
| 12        | 2.00 |               | X   | X   |

"X" denotes available

Dimensions in inches

### Notes:

- For available frame styles, see submittal RADUS02
- Not available with Relief Rings
- Not available for thermal powered VSD

|                |   |        |         |         |
|----------------|---|--------|---------|---------|
| FILE: VSD1EHUS | <b>Electric Heat Accessory</b><br><b>VSD1 - Electronic Variable Volume Diffuser</b><br><b>United States Version</b> | DATE   | 10/06   |         |
| SCALE          |   | N.T.S. | DRW No. | RADUS08 |
| CHECKED BY     |   |        | REV     | N/A     |



www.rickardair.com